

FORM NO. MGT-7

[Pursuant to sub-Section(1) of section 92 of the Companies Act, 2013 and sub-rule (1) of rule 11of the Companies (Management and Administration) Rules, 2014]



Annual Return (other than OPCs and Small Companies)

Form language ☒ English ☐ Hindi

Refer the instruction kit for filing the form.

I. REGISTRATION AND OTHER DETAILS

(i) * Corporate Identification Number (CIN) of the company

L25111KL1972PLC002449

Pre-fill

Global Location Number (GLN) of the company

* Permanent Account Number (PAN) of the company

AAACA6990Q

(ii) (a) Name of the company

APOLLO TYRES LIMITED.

(b) Registered office address

Apollo Tyres Limited
3rd Floor, Areekal Mansion, Panampilly Nagar
Kochi
Ernakulam
Kerala
682026

(c) *e-mail ID of the company

seema.thapar@apolloytyres.com

(d) *Telephone number with STD code

4844012046

(e) Website

www.apolloytyres.com

(iii) Date of Incorporation

28/09/1972

(iv)	Type of the Company	Category of the Company	Sub-category of the Company
	Public Company	Company limited by shares	Indian Non-Government company

(v) Whether company is having share capital

☒ Yes ☐ No

(vi) *Whether shares listed on recognized Stock Exchange(s)

☒ Yes ☐ No

(a) Details of stock exchanges where shares are listed

S. No.	Stock Exchange Name	Code
1	National Stock Exchange of India	1,024
2	Bombay Stock Exchange of India	1

(b) CIN of the Registrar and Transfer Agent

L72400TG2017PLC117649

Pre-fill

Name of the Registrar and Transfer Agent

KFIN TECHNOLOGIES LIMITED

Registered office address of the Registrar and Transfer Agents

Selenium, Tower B, Plot No- 31 & 32, Financial District, N
anakramguda, Serili ngampally NA

(vii) *Financial year From date 01/04/2022 (DD/MM/YYYY) To date 31/03/2023 (DD/MM/YYYY)

(viii) *Whether Annual general meeting (AGM) held ☐ Yes ☒ No

(a) If yes, date of AGM

(b) Due date of AGM

30/09/2023

(c) Whether any extension for AGM granted

☐ Yes ☒ No

(f) Specify the reasons for not holding the same

II. PRINCIPAL BUSINESS ACTIVITIES OF THE COMPANY

*Number of business activities

1










S.No	Main Activity group code	Description of Main Activity group	Business Activity Code	Description of Business Activity	% of turnover of the company
1	C	Manufacturing	C8	Plastic products, non-metallic mineral products, rubber products, fabricated	100

III. PARTICULARS OF HOLDING, SUBSIDIARY AND ASSOCIATE COMPANIES (INCLUDING JOINT VENTURES)

*No. of Companies for which information is to be given

37

Pre-fill All

S.No	Name of the company	CIN / FCRN	Holding/ Subsidiary/Associate/ Joint Venture	% of shares held
1	Apollo Tyres Cooperatief U.A.		Subsidiary	100
2	Apollo (South Africa) Holdings 		Subsidiary	100
3	Apollo Tyres Africa (Pty) Ltd		Subsidiary	100
4	Apollo Tyres (Thailand) Limited 		Subsidiary	100
5	Apollo Tyres (Middle East) FZE 		Subsidiary	100
6	Apollo Tyres Holdings (Singapore) 		Subsidiary	100
7	Apollo Tyres (Malaysia) SDN BHD 		Subsidiary	100
8	Apollo Tyres (UK) Holdings Ltd 		Subsidiary	100
9	Apollo Tyres (London) Pvt Ltd 		Subsidiary	100
10	Apollo Tyres (R&D) GmbH (for 		Subsidiary	100
11	Apollo Tyres Global R&D B.V.		Subsidiary	100
12	Apollo Tyres AG		Subsidiary	100
13	Apollo Tyres Do (Brasil) LTDA		Subsidiary	100
14	Apollo Tyres (Europe) B.V. (for 		Subsidiary	100
15	Apollo Tyres (Hungary) Kft .		Subsidiary	100
16	Apollo Tyres (NL) B.V. (formerly 		Subsidiary	100
17	Apollo Tyres (Germany) GmbH 		Subsidiary	100
18	Apollo Tyres (Nordic) A.B. (for 		Subsidiary	100
19	Apollo Tyres (UK) Sales Ltd (for 		Subsidiary	100
20	Apollo Tyres (France) SAS (for 		Subsidiary	100
21	Apollo Tyres (Belux) SA (forme 		Subsidiary	100
22	Apollo Tyres (Austria) Gesellscl 		Subsidiary	100
23	Apollo Tyres (Schweiz) AG (for 		Subsidiary	100
24	Apollo Tyres Iberica, S.A. (for 		Subsidiary	100

25	Apollo Tires (US) Inc. (formerly 		Subsidiary	100
26	Apollo Tyres (Hungary) Sales K 		Subsidiary	100
27	Apollo Tyres (Polska) Sp. Z O.O 		Subsidiary	100
28	Vredestein Consulting B.V.		Subsidiary	100
29	Finlo B.V.		Subsidiary	100
30	Reifencom GmbH, Hannover		Subsidiary	100
31	Reifencom Tyre (Qingdao) Co., 		Subsidiary	100
32	Saturn F1 Pvt. Ltd		Subsidiary	100
33	Apollo Tyres (Greenfield) B.V.		Subsidiary	100
34	Apollo Tyres Centre of Exceller 	U74999HR2020PLC089992	Subsidiary	100
35	KT Telematic Solutions Private 	U74999TZ2016PTC027629	Associate	25
36	CSE Deccan Solar Private Limit 	U40106MH2019PTC320992	Associate	27.27
37	Pan Aridus LLC		Joint Venture	50

IV. SHARE CAPITAL, DEBENTURES AND OTHER SECURITIES OF THE COMPANY

(i) *SHARE CAPITAL

(a) Equity share capital

Particulars	Authorised capital	Issued capital	Subscribed capital	Paid up capital
Total number of equity shares	750,000,000	635,100,946	635,100,946	635,100,946
Total amount of equity shares (in Rupees)	750,000,000	635,100,946	635,100,946	635,100,946

Number of classes

1

Class of Shares	Authorised capital	Issued capital	Subscribed capital	Paid up capital
Number of equity shares	750,000,000	635,100,946	635,100,946	635,100,946
Nominal value per share (in rupees)	1	1	1	1
Total amount of equity shares (in rupees)	750,000,000	635,100,946	635,100,946	635,100,946

(b) Preference share capital

Particulars	Authorised capital	Issued capital	Subscribed capital	Paid-up capital
Total number of preference shares	150,000,000	0	0	0
Total amount of preference shares (in rupees)	15,000,000,000	0	0	0

Number of classes

1

Class of shares	Authorised capital	Issued capital	Subscribed capital	Paid up capital
Number of preference shares	150,000,000	0	0	0
Nominal value per share (in rupees)	100	100	100	100
Total amount of preference shares (in rupees)	15,000,000,000	0	0	0

(c) Unclassified share capital

Particulars	Authorised Capital
Total amount of unclassified shares	0

(d) Break-up of paid-up share capital

Class of shares	Number of shares			Total nominal amount	Total Paid-up amount	Total premium
Equity shares	Physical	DEMAT	Total			
At the beginning of the year	7,770,618	627,330,328	635100946	635,100,946	635,100,946	
Increase during the year	0	201,304	201304	0	0	0
i. Public Issues	0	0	0	0	0	0
ii. Rights issue	0	0	0	0	0	0
iii. Bonus issue	0	0	0	0	0	0
iv. Private Placement/ Preferential allotment	0	0	0	0	0	0
v. ESOPs	0	0	0	0	0	0
vi. Sweat equity shares allotted	0	0	0	0	0	0
vii. Conversion of Preference share	0	0	0	0	0	0
viii. Conversion of Debentures	0	0	0	0	0	0
ix. GDRs/ADRs	0	0	0	0	0	0

x. Others, specify		201,304	201304			
Converted to demat shares						
Decrease during the year	201,304	0	201304	0	0	0
i. Buy-back of shares	0	0	0	0	0	0
ii. Shares forfeited	0	0	0	0	0	0
iii. Reduction of share capital	0	0	0	0	0	0
iv. Others, specify	201,304		201304			
Converted to demat shares						
At the end of the year	7,569,314	627,531,632	635100946	635,100,946	635,100,946	
Preference shares						
At the beginning of the year	0	0	0	0	0	
Increase during the year	0	0	0	0	0	0
i. Issues of shares	0	0	0	0	0	0
ii. Re-issue of forfeited shares	0	0	0	0	0	0
iii. Others, specify						
Decrease during the year	0	0	0	0	0	0
i. Redemption of shares	0	0	0	0	0	0
ii. Shares forfeited	0	0	0	0	0	0
iii. Reduction of share capital	0	0	0	0	0	0
iv. Others, specify						
At the end of the year	0	0	0	0	0	

ISIN of the equity shares of the company

INE438A01022

(ii) Details of stock split/consolidation during the year (for each class of shares)

0

Class of shares		(i)	(ii)	(iii)
Before split / Consolidation	Number of shares			
	Face value per share			
After split / Consolidation	Number of shares			
	Face value per share			

(iii) Details of shares/Debentures Transfers since closure date of last financial year (or in the case of the first return at any time since the incorporation of the company) *

☒ Nil

[Details being provided in a CD/Digital Media]

☐ Yes ☐ No ☐ Not Applicable

Separate sheet attached for details of transfers

☐ Yes ☐ No

Note: In case list of transfer exceeds 10, option for submission as a separate sheet attachment or submission in a CD/Digital Media may be shown.

Date of the previous annual general meeting		<input type="text"/>	
Date of registration of transfer (Date Month Year)		<input type="text"/>	
Type of transfer	<input type="text"/>	1 - Equity, 2- Preference Shares, 3 - Debentures, 4 - Stock	
Number of Shares/ Debentures/ Units Transferred	<input type="text"/>	Amount per Share/ Debenture/Unit (in Rs.)	<input type="text"/>
Ledger Folio of Transferor		<input type="text"/>	
Transferor's Name	<input type="text"/>	<input type="text"/>	<input type="text"/>
	Surname	middle name	first name
Ledger Folio of Transferee		<input type="text"/>	

Transferee's Name	<input type="text"/>	<input type="text"/>	<input type="text"/>
	Surname	middle name	first name

Date of registration of transfer (Date Month Year)		<input type="text"/>
--	--	----------------------

Type of transfer	<input type="text"/>	1 - Equity, 2- Preference Shares, 3 - Debentures, 4 - Stock
------------------	----------------------	---

Number of Shares/ Debentures/ Units Transferred	<input type="text"/>	Amount per Share/ Debenture/Unit (in Rs.)	<input type="text"/>
---	----------------------	---	----------------------

Ledger Folio of Transferor	<input type="text"/>
----------------------------	----------------------

Transferor's Name	<input type="text"/>	<input type="text"/>	<input type="text"/>
	Surname	middle name	first name

Ledger Folio of Transferee	<input type="text"/>
----------------------------	----------------------

Transferee's Name	<input type="text"/>	<input type="text"/>	<input type="text"/>
	Surname	middle name	first name

(iv) *Debentures (Outstanding as at the end of financial year)

Particulars	Number of units	Nominal value per unit	Total value
Non-convertible debentures	22,150	1000000	22,150,000,000
Partly convertible debentures	0		0
Fully convertible debentures	0		0
Total			22,150,000,000

Details of debentures

Class of debentures	Outstanding as at the beginning of the year	Increase during the year	Decrease during the year	Outstanding as at the end of the year
Non-convertible debentures	19,700,000,000	5,000,000,000	2,550,000,000	22,150,000,000
Partly convertible debentures	0	0	0	0
Fully convertible debentures	0	0	0	0

(v) Securities (other than shares and debentures)

0

Type of Securities	Number of Securities	Nominal Value of each Unit	Total Nominal Value	Paid up Value of each Unit	Total Paid up Value
Total					

V. *Turnover and net worth of the company (as defined in the Companies Act, 2013)

(i) Turnover

168,899,086,401.08

(ii) Net worth of the Company

98,999,030,946

VI. (a) *SHARE HOLDING PATTERN - Promoters

S. No.	Category	Equity		Preference	
		Number of shares	Percentage	Number of shares	Percentage
1.	Individual/Hindu Undivided Family				
	(i) Indian	313,130	0.05	0	
	(ii) Non-resident Indian (NRI)	2,666,880	0.42	0	
	(iii) Foreign national (other than NRI)	0	0	0	
2.	Government				
	(i) Central Government	0	0	0	
	(ii) State Government	0	0	0	
	(iii) Government companies	0	0	0	
3.	Insurance companies	0	0	0	
4.	Banks	0	0	0	
5.	Financial institutions	0	0	0	

6.	Foreign institutional investors	0	0	0	
7.	Mutual funds	0	0	0	
8.	Venture capital	0	0	0	
9.	Body corporate (not mentioned above)	234,185,393	36.87	0	
10.	Others	0	0	0	
	Total	237,165,403	37.34	0	0

Total number of shareholders (promoters)

13

(b) *SHARE HOLDING PATTERN - Public/Other than promoters

S. No.	Category	Equity		Preference	
		Number of shares	Percentage	Number of shares	Percentage
1.	Individual/Hindu Undivided Family				
	(i) Indian	43,856,557	6.91	0	
	(ii) Non-resident Indian (NRI)	2,496,122	0.39	0	
	(iii) Foreign national (other than NRI)	0	0	0	
2.	Government				
	(i) Central Government	0	0	0	
	(ii) State Government	10,001,812	1.57	0	
	(iii) Government companies	0	0	0	
3.	Insurance companies	15,973,602	2.52	0	
4.	Banks	39,814	0.01	0	
5.	Financial institutions	141,488,116	22.28	0	
6.	Foreign institutional investors	0	0	0	
7.	Mutual funds	95,302,229	15.01	0	
8.	Venture capital	0	0	0	
9.	Body corporate (not mentioned above)	2,177,548	0.34	0	
10.	Others	86,599,743	13.64	0	

	Total	397,935,543	62.67	0	0
--	--------------	-------------	-------	---	---

Total number of shareholders (other than promoters) 282,636

**Total number of shareholders (Promoters+Public/
Other than promoters)** 282,649

**VII. *NUMBER OF PROMOTERS, MEMBERS, DEBENTURE HOLDERS
(Details, Promoters, Members (other than promoters), Debenture holders)**

Details	At the beginning of the year	At the end of the year
Promoters	14	13
Members (other than promoters)	328,165	282,636
Debenture holders	51	38

VIII. DETAILS OF DIRECTORS AND KEY MANAGERIAL PERSONNEL

(A) *Composition of Board of Directors

Category	Number of directors at the beginning of the year		Number of directors at the end of the year		Percentage of shares held by directors as at the end of year	
	Executive	Non-executive	Executive	Non-executive	Executive	Non-executive
A. Promoter	2	0	1	1	0.02	0.11
B. Non-Promoter	1	11	1	12	0	0
(i) Non-Independent	1	4	1	4	0	0
(ii) Independent	0	7	0	8	0	0
C. Nominee Directors representing	0	0	0	0	0	0
(i) Banks & FIs	0	0	0	0	0	0
(ii) Investing institutions	0	0	0	0	0	0
(iii) Government	0	0	0	0	0	0
(iv) Small share holders	0	0	0	0	0	0
(v) Others	0	0	0	0	0	0
Total	3	11	2	13	0.02	0.11

Number of Directors and Key managerial personnel (who is not director) as on the financial year end date

17

(B) (i) *Details of directors and Key managerial personnel as on the closure of financial year

Name	DIN/PAN	Designation	Number of equity share(s) held	Date of cessation (after closure of financial year : If any)
Onkar Kanwar	00058921	Director	100,000	
Neeraj Kanwar	00058951	Managing Director	671,380	
Akshay Chudasama	00010630	Director		
Lakshmi Puri	09329003	Director		
Bikram Singh	07259060	Director		
Francesco Gori	07413105	Director		
Francesco Crispino	00935998	Director		
Pallavi Shroff	00013580	Director		
Robert Steinmetz	00178792	Director		
Sunam Sarkar	00058859	Director		
Satish Sharma	07527148	Whole-time director		
Vikram S Mehta	00041197	Director	6,000	
Vinod Rai	00041867	Director		
Vishal Mahadevia	01035771	Director		
Jaimini Bhagwati	07274047	Director		
Gaurav Kumar	AAXPK3693C	CFO		
Seema Thapar	AADPT5468L	Company Secretary		

(ii) Particulars of change in director(s) and Key managerial personnel during the year

4

Name	DIN/PAN	Designation at the beginning / during the financial year	Date of appointment/ change in designation/ cessation	Nature of change (Appointment/ Change in designation/ Cessation)
Onkar Kanwar	00058921	Managing Director	01/02/2023	Ceased to be Managing Director
Onkar Kanwar	00058921	Director	01/02/2023	Change in designation as Director
Jaimini Bhagwati	07274047	Additional director	02/02/2023	Appointment
Jaimini Bhagwati	07274047	Director	31/03/2023	Change in designation

IX. MEETINGS OF MEMBERS/CLASS OF MEMBERS/BOARD/COMMITTEES OF THE BOARD OF DIRECTORS

A. MEMBERS/CLASS /REQUISITIONED/NCLT/COURT CONVENED MEETINGS

Number of meetings held

1

Type of meeting	Date of meeting	Total Number of Members entitled to attend meeting	Attendance	
			Number of members attended	% of total shareholding
Annual General Meeting	11/07/2022	328,210	78	

B. BOARD MEETINGS

*Number of meetings held

5

S. No.	Date of meeting	Total Number of directors associated as on the date of meeting	Attendance	
			Number of directors attended	% of attendance
1	12/05/2022	14	12	85.71
2	12/08/2022	14	13	92.86
3	14/11/2022	14	13	92.86
4	02/02/2023	15	15	100
5	28/03/2023	15	14	93.33

C. COMMITTEE MEETINGS

Number of meetings held

18

S. No.	Type of meeting	Date of meeting	Total Number of Members as on the date of the meeting	Attendance	
				Number of members attended	% of attendance
1	Audit Committee	11/05/2022	4	3	75
2	Audit Committee	11/08/2022	4	4	100
3	Audit Committee	10/11/2022	4	4	100
4	Audit Committee	01/02/2023	4	4	100
5	Risk Management	11/05/2022	5	5	100
6	Risk Management	11/08/2022	5	5	100
7	Risk Management	10/11/2022	5	5	100

S. No.	Type of meeting	Date of meeting	Total Number of Members as on the date of the meeting	Attendance	
				Number of members attended	% of attendance
8	Risk Management Committee	27/01/2023	5	5	100
9	Corporate Social Responsibility Committee	11/05/2022	3	3	100
10	Corporate Social Responsibility Committee	02/02/2023	4	4	100

D. *ATTENDANCE OF DIRECTORS

S. No.	Name of the director	Board Meetings			Committee Meetings			Whether attended AGM held on
		Number of Meetings which director was entitled to attend	Number of Meetings attended	% of attendance	Number of Meetings which director was entitled to attend	Number of Meetings attended	% of attendance	
								(Y/N/NA)
1	Onkar Kanwar	5	5	100	6	6	100	
2	Neeraj Kanwar	5	5	100	3	3	100	
3	Akshay Chudhary	5	3	60	11	11	100	
4	Lakshmi Puri	5	5	100	2	2	100	
5	Bikram Singh	5	5	100	3	3	100	
6	Francesco Gozzetti	5	5	100	4	4	100	
7	Francesco Cricci	5	4	80	1	1	100	
8	Pallavi Shroff	5	3	60	8	5	62.5	
9	Robert Steinmetz	5	5	100	8	8	100	
10	Sunam Sarkar	5	5	100	9	9	100	
11	Satish Sharma	5	5	100	6	6	100	
12	Vikram S Mehra	5	5	100	5	5	100	
13	Vinod Rai	5	5	100	9	9	100	
14	Vishal Mahadev	5	5	100	0	0	0	
15	Jaimini Bhagwat	2	2	100	1	1	100	

X. *REMUNERATION OF DIRECTORS AND KEY MANAGERIAL PERSONNEL

☐ Nil

Number of Managing Director, Whole-time Directors and/or Manager whose remuneration details to be entered

3

S. No.	Name	Designation	Gross Salary	Commission	Stock Option/ Sweat equity	Others	Total Amount
1	Onkar Kanwar	Managing Director	105,442,524	165,146,000			270,588,524
2	Neeraj Kanwar	Managing Director	107,369,422	176,749,000			284,118,422
3	Satish Sharma	Whole-Time Director	99,696,143				99,696,143
	Total		312,508,089	341,895,000			654,403,089

Number of CEO, CFO and Company secretary whose remuneration details to be entered

2

S. No.	Name	Designation	Gross Salary	Commission	Stock Option/ Sweat equity	Others	Total Amount
1	Gaurav Kumar	Chief Financial Officer	89,455,183				89,455,183
2	Seema Thapar	Company Secretary	10,213,637				10,213,637
	Total		99,668,820			0	99,668,820

Number of other directors whose remuneration details to be entered

11

S. No.	Name	Designation	Gross Salary	Commission	Stock Option/ Sweat equity	Others	Total Amount
1	Onkar Kanwar	Director		867,141		130,000	997,141
2	Akshay Chudasama	Director	0	5,364,491		560,000	5,924,491
3	Bikram Singh	Director	0	5,364,491		340,000	5,704,491
4	Francesco Gori	Director	0	5,364,491		370,000	5,734,491
5	Pallavi Shroff	Director	0	5,364,491		360,000	5,724,491
6	Robert Steinmetz	Director	0	5,364,491		570,000	5,934,491
7	Sunam Sarkar	Director	0	5,364,491		520,000	5,884,491
8	Vinod Rai	Director	0	5,364,491		600,000	5,964,491
9	Vikram S Mehta	Director	0	5,364,491		400,000	5,764,491
10	Lakshmi Puri	Director	0	5,364,491		310,000	5,674,491
11	Jaimini Bhagwati	Director	0	852,440		130,000	982,440
	Total		0	50,000,000	0	4,290,000	54,290,000

XI. MATTERS RELATED TO CERTIFICATION OF COMPLIANCES AND DISCLOSURES

* A. Whether the company has made compliances and disclosures in respect of applicable provisions of the Companies Act, 2013 during the year ☒ Yes ☐ No

B. If No, give reasons/observations

--

XII. PENALTY AND PUNISHMENT - DETAILS THEREOF

(A) DETAILS OF PENALTIES / PUNISHMENT IMPOSED ON COMPANY/DIRECTORS /OFFICERS ☒ Nil

--

Name of the company/ directors/ officers	Name of the court/ concerned Authority	Date of Order	Name of the Act and section under which penalised / punished	Details of penalty/ punishment	Details of appeal (if any) including present status

(B) DETAILS OF COMPOUNDING OF OFFENCES ☐ Nil

0

Name of the company/ directors/ officers	Name of the court/ concerned Authority	Date of Order	Name of the Act and section under which offence committed	Particulars of offence	Amount of compounding (in Rupees)

XIII. Whether complete list of shareholders, debenture holders has been enclosed as an attachment

☐ Yes ☐ No

XIV. COMPLIANCE OF SUB-SECTION (2) OF SECTION 92, IN CASE OF LISTED COMPANIES

In case of a listed company or a company having paid up share capital of Ten Crore rupees or more or turnover of Fifty Crore rupees or more, details of company secretary in whole time practice certifying the annual return in Form MGT-8.

Name

Juhi Kathuria

Whether associate or fellow

☒ Associate ☐ Fellow

Certificate of practice number

14913

I/We certify that:

(a) The return states the facts, as they stood on the date of the closure of the financial year aforesaid correctly and adequately.

(b) Unless otherwise expressly stated to the contrary elsewhere in this Return, the Company has complied with all the provisions of the Act during the financial year.

Declaration

I am Authorised by the Board of Directors of the company vide resolution no. dated

(DD/MM/YYYY) to sign this form and declare that all the requirements of the Companies Act, 2013 and the rules made thereunder in respect of the subject matter of this form and matters incidental thereto have been complied with. I further declare that:

1. Whatever is stated in this form and in the attachments thereto is true, correct and complete and no information material to the subject matter of this form has been suppressed or concealed and is as per the original records maintained by the company.
2. All the required attachments have been completely and legibly attached to this form.

Note: Attention is also drawn to the provisions of Section 447, section 448 and 449 of the Companies Act, 2013 which provide for punishment for fraud, punishment for false statement and punishment for false evidence respectively.

To be digitally signed by

Director

DIN of the director

07527148

To be digitally signed by

☐ Company Secretary

☐ Company secretary in practice

Membership number

Certificate of practice number

Attachments

1. List of share holders, debenture holders
2. Approval letter for extension of AGM;
3. Copy of MGT-8;
4. Optional Attachement(s), if any

Attach

Attach

Attach

Attach

List of attachments

Remove attachment

Modify

Check Form

Prescrutiny

Submit

This eForm has been taken on file maintained by the Registrar of Companies through electronic mode and on the basis of statement of correctness given by the company